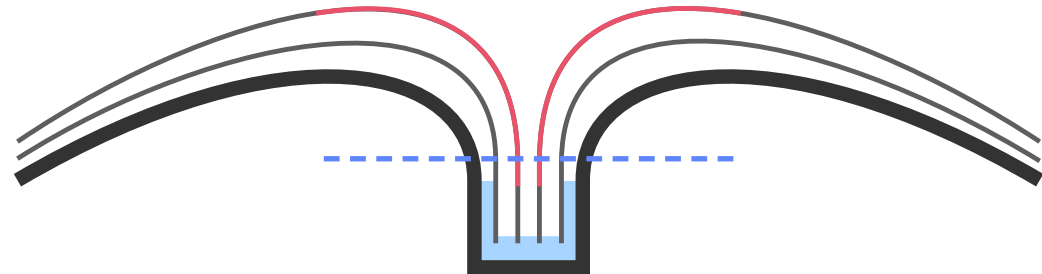



## Why Adjust Crossovers?

A perfect bound book is made by gathering all of the pages into a stack and gluing the pages together at the spine. When open, the pages of a perfect bound book do not lay flat as in a saddle-stitch book. This means crossover content is partially lost as it curves into the binding on the spine.

Images, Text, or other Content should avoid crossing over the center gutter where unnecessary. Content that does cross over the center gutter should be adjusted to account for the area lost to the curvature of the pages. The following pages offer instructions on how to adjust or place content to account for this.



-  **Spine and Side Glue**
-  **Crossover Content**
-  **Line Below Which Content is Effectively Lost**

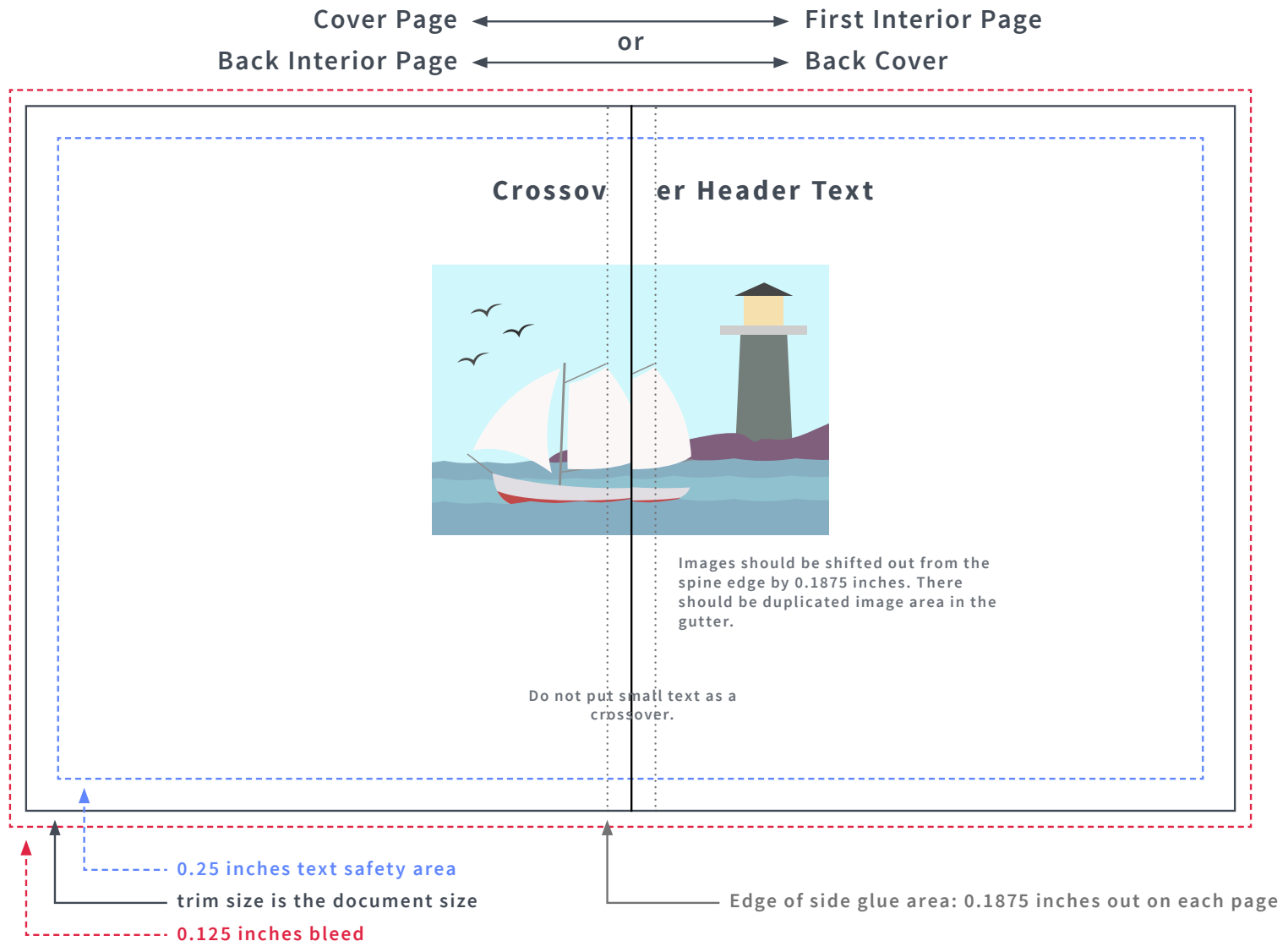


**Left:** Whole image, as it is intended to appear.

**Right:** Image as it will appear if it is placed as a crossover in a perfect bound book. Note how the bird has lost content in the middle.



# Crossovers - Cover to Interior



# Crossovers - Interior to Interior

